


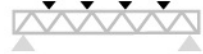


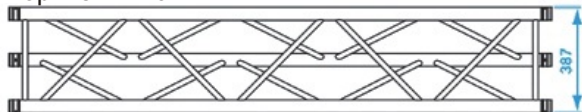
PROLYTE H40D - ALLOWABLE LOADING

						MAXIMUM ALLOWABLE POINT LOADS										
		Uniformly Distributed Load														
SPAN		UDL		DEFLECTION		CPL		DEFLECTION		TPL		QPL		FPL		SPAN
m	ft	kg/m	lbs/ft	mm	inch	kg	lbs	mm	inch	kg	lbs	kg	lbs	kg	lbs	total weight
2	6.6	1103.1	742.34	3	0.12	1790.5	3951.7	2	0.08	1103.1	2434.6	733.7	1619.4	551.6	1217.3	10.0
3	9.8	733.7	493.7	6	0.24	1189.5	2625.3	5	0.20	892.1	1969.0	594.8	1312.6	493.7	1089.5	15.0
4	13.1	443.9	298.7	10	0.39	887.8	1959.3	8	0.31	665.8	1469.5	443.9	979.7	368.4	813.1	20.0
5	16.4	282.3	189.9	16	0.63	705.7	1557.5	13	0.51	529.3	1168.1	352.9	778.8	292.9	646.4	25.0
6	19.7	194.5	130.9	23	0.91	583.5	1287.8	18	0.71	437.6	965.9	291.8	643.9	242.2	534.4	30.0
7	23.0	141.6	95.3	31	1.22	495.5	1093.6	25	0.98	371.6	820.2	247.8	546.8	205.6	453.8	35.0
8	26.2	107.2	72.1	41	1.61	428.9	946.5	33	1.30	321.7	709.9	214.4	473.3	178.0	392.8	40.0
9	29.5	83.7	56.3	51	2.01	376.5	831.0	41	1.61	282.4	623.2	188.3	415.5	156.3	344.8	45.0
10	32.8	66.8	45.0	63	2.48	334.1	737.4	51	2.01	250.6	553.0	167.1	368.7	138.7	306.0	50.0
11	36.1	54.4	36.6	77	3.03	299.0	659.8	61	2.40	224.2	494.9	149.5	329.9	124.1	273.8	55.0
12	39.4	44.9	30.2	91	3.58	269.3	594.2	73	2.87	201.9	445.7	134.6	297.1	111.7	246.6	60.0
13	42.6	37.5	25.2	107	4.21	243.7	537.9	86	3.39	182.8	403.4	121.9	269.0	101.2	223.2	65.0
14	45.9	31.6	21.3	124	4.88	221.5	488.9	100	3.94	166.1	366.6	110.8	244.4	91.9	202.9	70.0
15	49.2	26.9	18.1	143	5.63	201.9	445.6	114	4.49	151.4	334.2	101.0	222.8	83.8	184.9	75.0
16	52.5	23.1	15.5	162	6.38	184.4	407.1	130	5.12	138.3	305.3	92.2	203.5	76.5	168.9	80.0
17	55.8	19.9	13.4	183	7.20	168.7	372.4	147	5.79	126.6	279.3	84.4	186.2	70.0	154.5	85.0
18	59.0	17.2	11.6	206	8.11	154.5	341.0	165	6.49	115.9	255.7	77.3	170.5	64.1	141.5	90.0
19	62.3	14.9	10.0	229	9.02	141.5	312.3	183	7.20	106.1	234.2	70.8	156.1	58.7	129.6	95.0
20	65.6	13.0	8.7	254	10.0	129.6	285.9	203	7.99	97.2	214.4	64.8	143.0	53.8	118.7	100.0

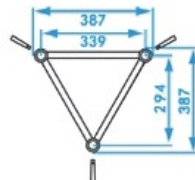
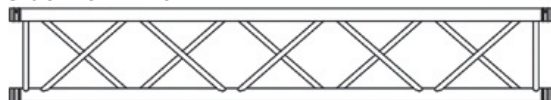
1 inch = 25.4 mm 1m = 3.28 ft 1 lbs = 0.453 kg

Loading figures only valid for static loads and spans with two supporting points
Spans must be supported at each end

Top view H40D



Side view H40D



The Wharf,
Bugbrooke,
Northamptonshire,
NN7 3QB, UK

Tel: +44 (0)1604 830083
Fax: +44 (0)1604 831144
Email: info@unusual.co.uk
Web: www.unusual.co.uk

